



Bureau of School Improvement

2021-22 Federal Programs Back to School Module

Program Purpose

The Bureau of School Improvement supports our most vulnerable students at our most fragile schools as a partner in supporting improved outcomes for all students through field support and the following grants:

- Unified School Improvement Grant (UniSIG)
- UniSIG Supplemental Teacher Allocation
- UniSIG Strategic Initiatives
- Turnaround School Supplemental Services Allocation (TSSSA)

Objectives

- School Improvement Grants
- 2021-22 Universal Monitoring System
 - Risk Assessment
 - Tiered Monitoring
- Important Dates and Timelines
- Program Contacts



UniSIG

Unified School Improvement Grant (UniSIG)

UniSIG

- Supports Florida's most vulnerable students at:
 - Title I schools, including charter schools, that earned a 2019 school grade of D or F; and/or
 - Title I or non-Title I graded schools, including charter schools, with a 2020 graduation rate of 67% or less.
- 2020-21 CSI schools will maintain UniSIG eligibility for the 2021-22 school year.
- A school that “opts in” and receives a 2020-21 school grade of D or F and had a 2018-19 school grade of C or higher, will not be eligible to receive UniSIG funding.

UniSIG

- Requested budget items must impact student achievement in the 2021-22 school year and correlate with a specific Area of Focus identified in the school's Schoolwide Improvement Plan.
- Budget period
 - September 1, 2021-August 31, 2022.
- Budget and program amendments are allowed
- Allowable UniSIG expenses may include:
 - 5% grant administration
 - 10% per school for technology
 - 5% per school for office supplies



UniSIG Supplemental Teacher Allocation

UniSIG Supplemental Teacher Allocation

The goal of the Supplemental Teacher Allocation is to provide supplemental funds to recruit and retain **Highly Effective** and **Effective** state VAM teachers who are teaching and impacting our most vulnerable students at the most fragile schools.

- Provide direct instruction as of August 31, 2021, at a Title I school with a 2019 grade of D or F or a 2021 “opt in” grade of a D or F.
- State VAM of Highly Effective or Effective, whichever is best, under the following 3 options: 1. 2019 three-year aggregate; 2. the new 2021 state VAM calculation that contains the 2017-18, 2018-19 and 2020-21 school years; or 3. Algebra I teachers who can use a one-year state VAM from 2019 or 2021.
- Have a state VAM comprised of at least 10 student assessments.

UniSIG Supplemental Teacher Allocation

- Highly Effective State VAM - up to \$15,000.
- Effective State VAM - up to \$7,500.
- The district disburses the funds in two equal installments (end of each semester).
- The allocation can be pro-rated based on the employment dates if the eligible teacher leaves prior to the end of a semester.
- The district has the option to include benefits as a part of the total allocation.



UniSIG Strategic Initiatives

UniSIG Strategic Initiatives

The mission of the Bureau of School Improvement (BSI) is to support our most vulnerable students at our most fragile schools through the implementation of sustainable systems through our three pillars:

- **Transformational Leadership:** Includes the recruitment and retention incentive for both the principal and assistant principal and the performance incentive for a qualified principal.
- **Standards-based Planning, Instruction and Learning:** Includes an B.E.S.T Standards Coach, additional professional learning time and English Language Arts (ELA) supplemental materials to support the new B.E.S.T. Standards implementation.
- **Positive Culture and Environment:** Includes supplemental pay to promote or supplement safety training.

UniSIG Strategic Initiatives

SI Pillar	Incentive	Allocation per school	Grand Total
Transformational Leadership	Recruitment and Retention (principal and assistant principal)	\$25,000.00	\$3,825,000.00
	Performance	Up to \$30,000.00	\$4,590,000.00
Teaching and Learning	Early Literacy Coach (PreK-2)	Up to \$100,000.00	\$15,300,000.00
	School based Strategic Initiatives Coach	Up to \$100,000.00	\$15,300,000.00
	Additional Professional Learning Time	\$25,000.00	\$3,825,000.00
	Materials	\$5,000.00	\$765,000.00
Positive Culture and Environment	Safety initiatives	\$5,000.00	\$765,000.00
Total		Up to \$290,000.00	\$44,370,000.00



Turnaround School Supplemental Services Allocation (TSSSA)

TSSSA

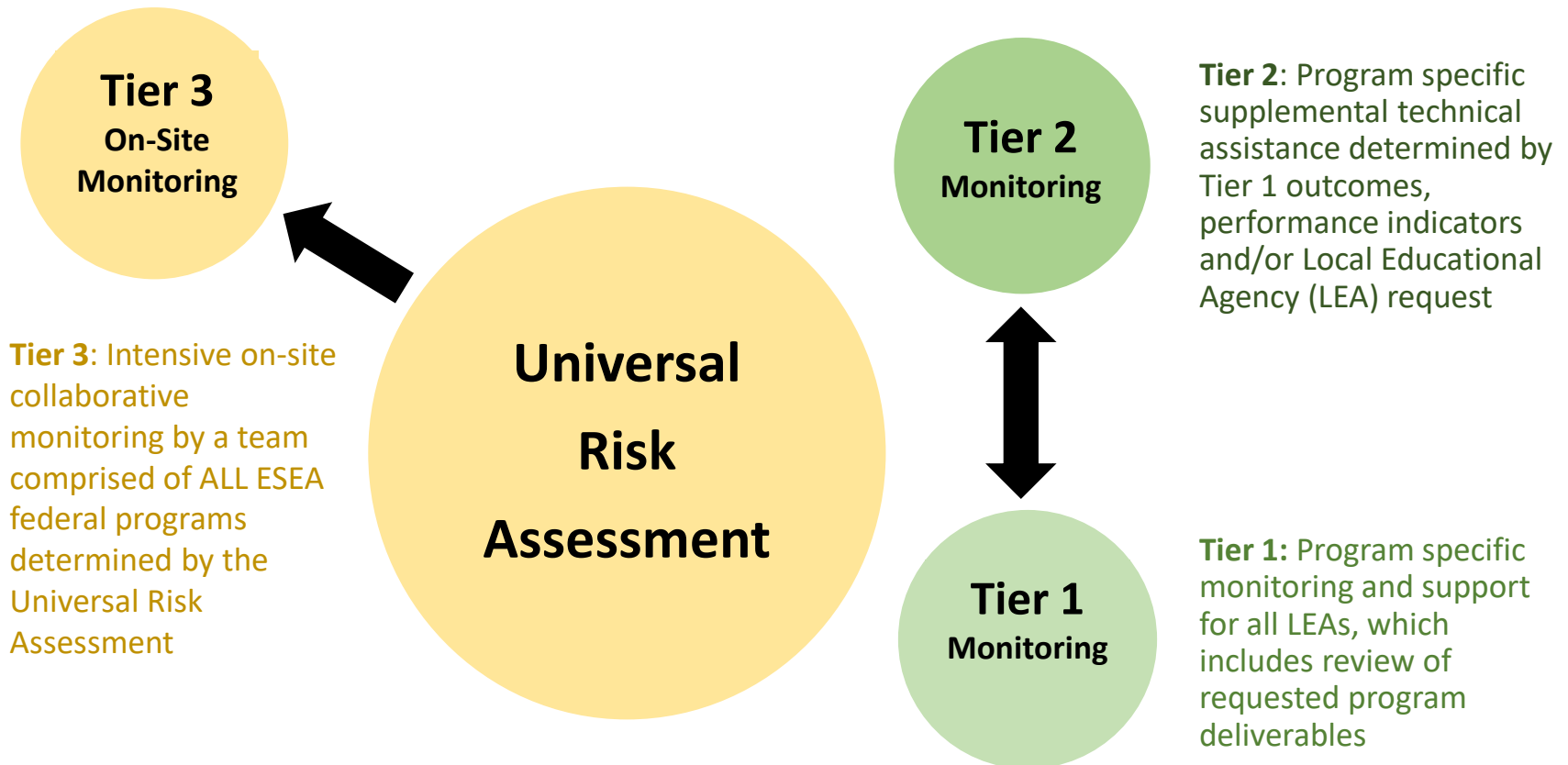
State-funded allocation that supports and sustains supplemental services to improve the overall academic and community welfare of the students and their families at a:

- School implementing a turnaround plan or
- Former turnaround school that has improved to a C or higher and is no longer in turnaround status within the last two years.



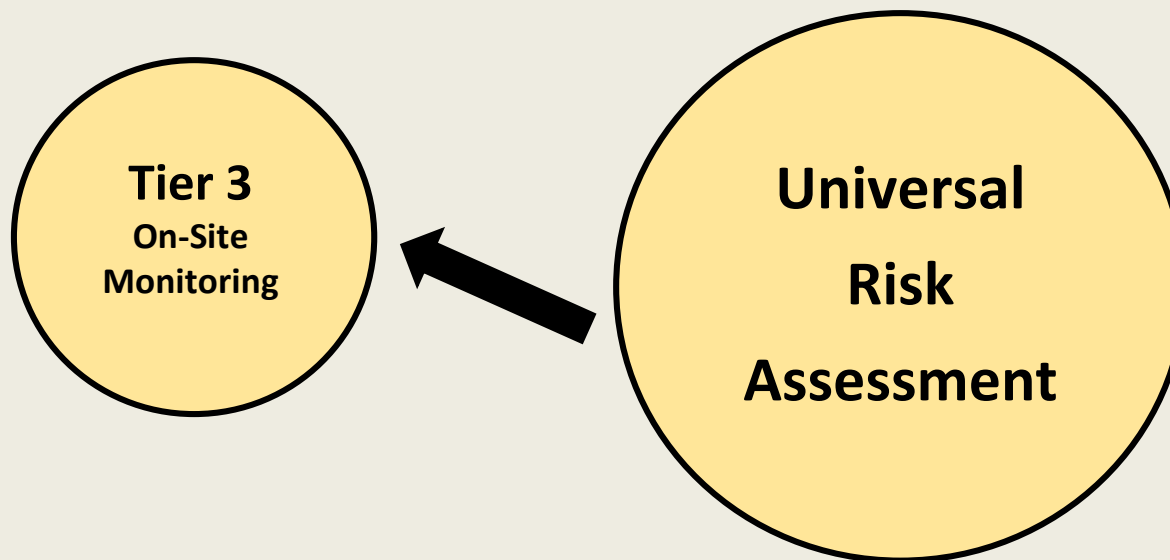
2021-22 Universal Monitoring System and Risk Assessment

2021-22 Universal Monitoring System for K12 ESEA Federal Programs



2021-22 Universal Risk Assessment

- **Goal:** Identify high-risk LEAs for intensive on-site collaborative monitoring



2021-22 Universal Risk Assessment

- **Risk** is evaluated to determine the chance of an adverse impact of an LEA achieving grant and compliance requirements.
- The 2021-22 Universal Risk Assessment analyzes quantifiable data points/**indicators** and **risk criteria** levels to determine a total **risk score** for each LEA.
- The LEA's total **risk score** will be used to determine if Tier 3 intensive on-site collaborative monitoring will be conducted by a team comprised of ALL ESEA federal programs.

2021-22 Universal Risk Assessment

#	Indicator	Low Risk Value	Medium Risk Value	High Risk Value	Low Risk Criteria	Medium Risk Criteria	High Risk Criteria	Data Source
1	% of Schools in the District with Comprehensive Support & Improvement (CS&I) Status (most recent available)	5	10	15	Less than 10%	10% - 19.99%	20% or more	2018-2019 Federal Index and ESSA Support Categories, by School
2	% of Schools in the District with Targeted Support & Improvement (TS&I) Status (most recent available)	3	6	10	Less than 50%	50% - 69.99%	70% or more	2018-2019 Federal Index and ESSA Support Categories, by School
3	Total Allocation of Federal Grants, FY 2021-22	5	10	15	Less than \$3 million	\$3-10 million	More than \$10 million	Sum of preliminary 2021-22 Federal grant allocations for 7 programs within the consolidated application
4	Total Number of Federal Grants, FY 2021-22	3	6	10	3 grants or less	4 to 5 grants	6 -7 grants	Number of Federal grants per district for 2021-22 within the consolidated application
5	% of Unexpended Federal Grant Funds (2019-2020)	5	10	15	10.00% or less	10.01% - 20.00%	20.01% or more	Sum of unexpended funds from 2019-2020 FLAGS detail reports for 7 grants within the consolidated application
6	Timeliness of Grant Applications, FY 2021-22	3	6	10	90% to 100% on time	80% to 89.99% on time	Less than 80% on time	Timeliness of grant applications for 2021-22 fiscal year as indicated on internal ShareFile Tracker as of 8/18/2021
7	The LEA's average school-level percentage of federal funds comprising the total per-pupil expenditure amount	3	6	10	Less than 7%	7.00% - 8.99%	9% or more	2018-19 School per-pupil expenditures report as of April 7, 2021



2021-22 Monitoring: Tier 1

Common across all participating programs

- Supports are provided during real-time implementation.
- All LEAs participate in Tier 1 supports.
- All LEAs upload program-specific bucket documentation via program-specific ShareFile.
- All LEA program-level uploads are due by the last day of each of the four designated upload months.
- Upload months are October, November, February and March.
- Sample schools for school-level bucket uploads.

Program Monitoring Tier 1: Sample School Selections

- LEA (Traditional, Charter, Private)

Small $(1, 1, 1)$

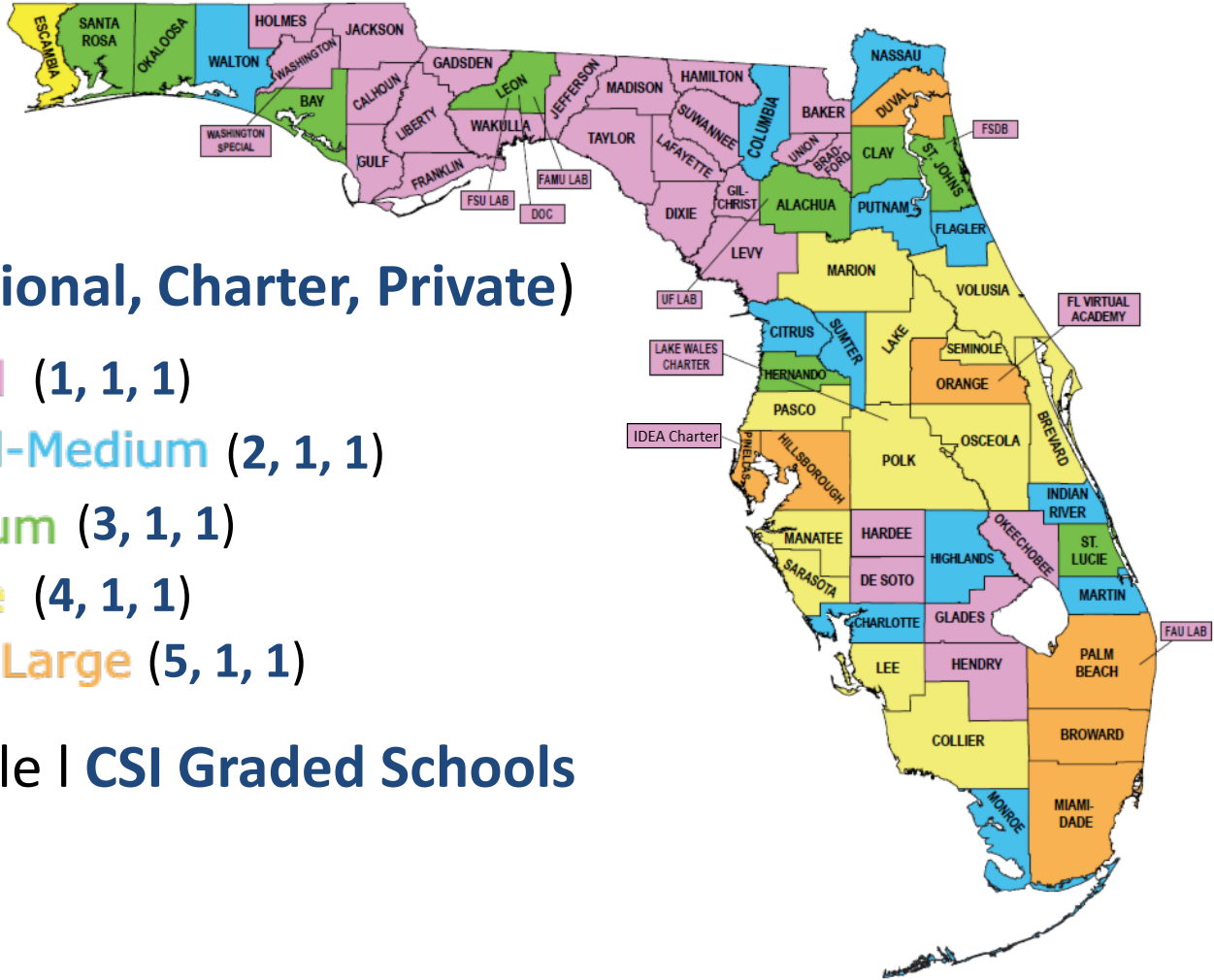
Small-Medium (2, 1, 1)

Medium (3, 1, 1)

Large (4, 1, 1)

Very Large (5, 1, 1)

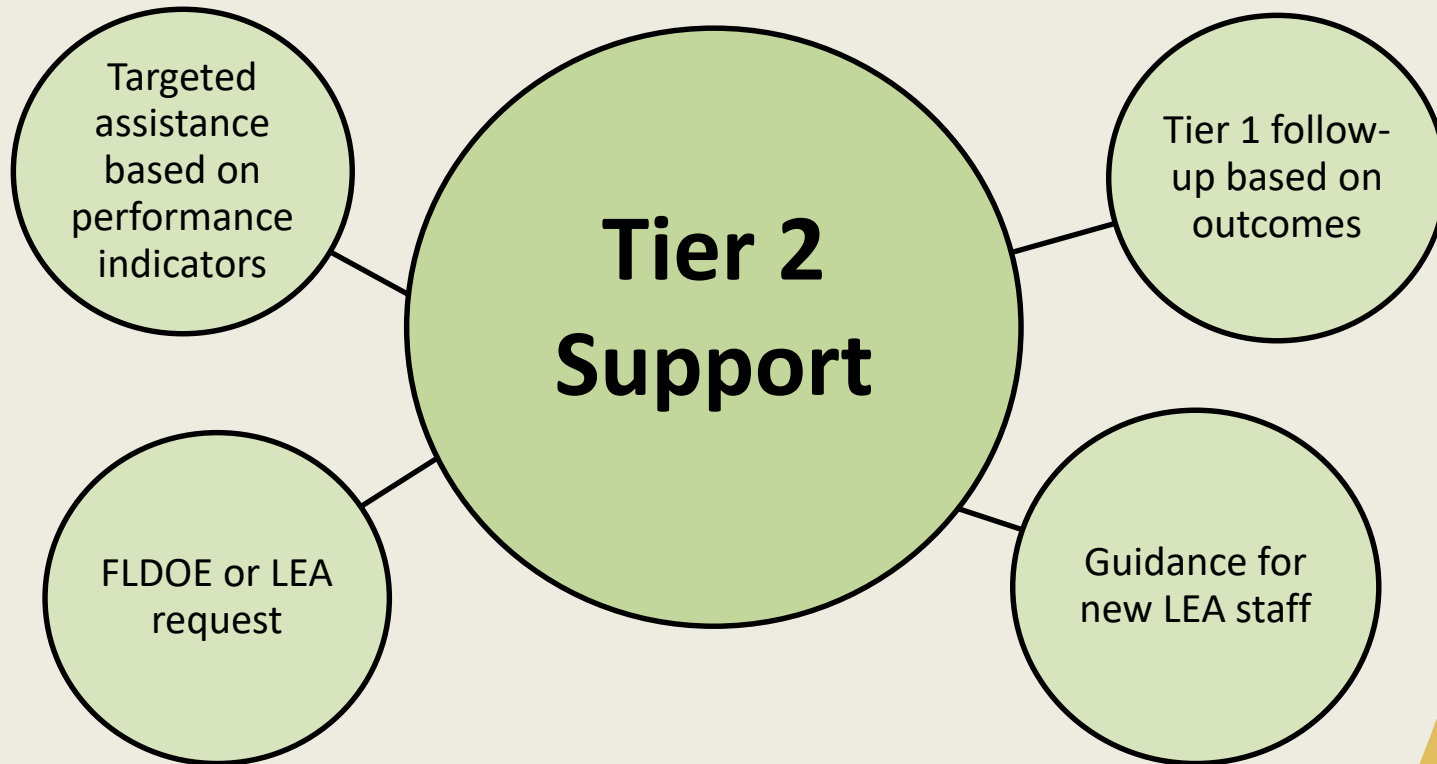
- **Plus all Title I CSI Graded Schools**



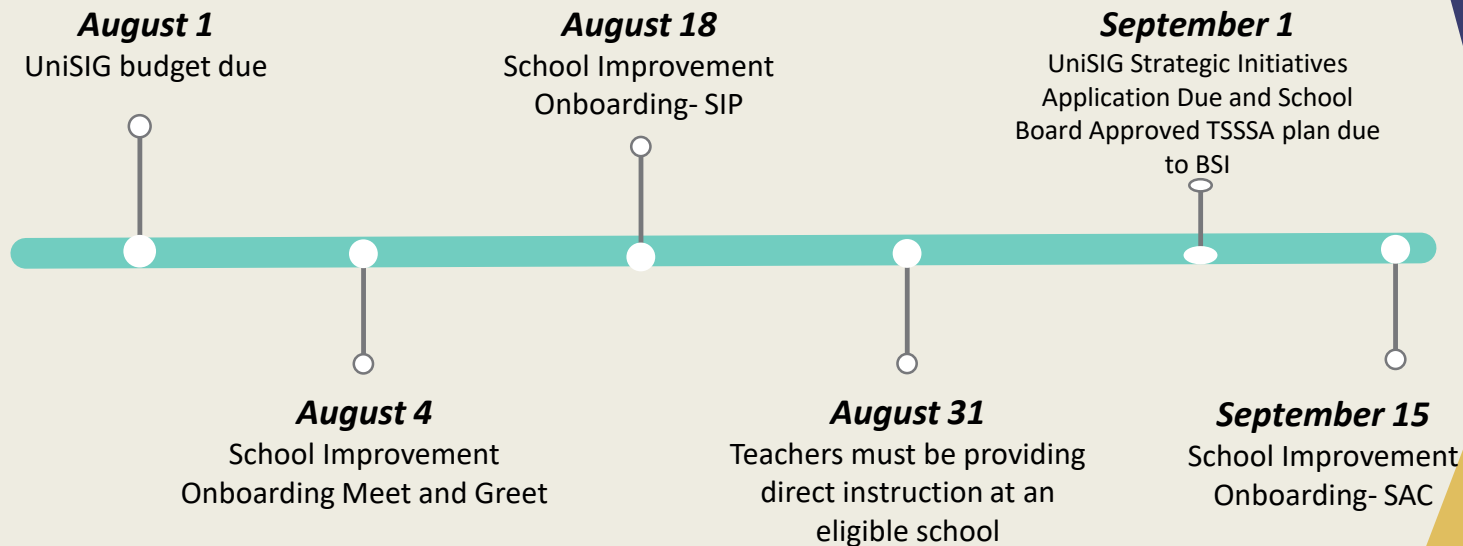
2021-22 Monitoring: Tier 1

Tier 1 Supports			
October Uploads	November Uploads	February Uploads	March Uploads
Title I, Part A	Title I, Part A	Title I, Part A	Title I, Part A
Transition Supports	Parent and Family Engagement	Equitable Services	Professional Development
Title I, Part C	Title I, Part C	Title I, Part C	Title I, Part C
Identification and Enrollment	Parent and Family Engagement	Equitable Services	Migrant Student Records Transfer
Title I, Part D	Title I, Part D	Title I, Part D	Title I, Part D
Transition Supports	Parent and Family Engagement	No Uploads	Student Achievement
Title II, Part A	Title II, Part A	Title II, Part A	Title II, Part A
Charter School Requirements	Program Activity and Implementation	Equitable Services	Evaluation
Title III, Part A	Title III, Part A	Title III, Part A	Title III, Part A
Identification and Enrollment	Parent and Family Engagement	Equitable Services	Professional Development
Title IV, Part A	Title IV, Part A	Title IV, Part A	Title IV, Part A
Stakeholder Consultation	Program Activity and Implementation	Equitable Services	Evaluation
Title V, Part B	Title V, Part B	Title V, Part B	Title V, Part B
Identification and Enrollment	Program Activity and Implementation	No Uploads	Evaluation
Title IX, Part A	Title IX, Part A	Title IX, Part A	Title IX, Part A
Identification and Enrollment	Professional Development	No Uploads	LEA McKinney-Vento Policy

2021-22 Monitoring: Tier 2



Upcoming Dates



Program Office Contacts



Carrie Wood

Director

Bureau of School Improvement

Caroline.Wood@fldoe.org

(850) 245-0380



Jennifer Kruis

Grant Manager

Bureau of School Improvement

Jennifer.Kruis@fldoe.org

(850) 245-9110